



Office of Measurement Services

UNIVERSITY OF MINNESOTA

## SRT Individual Report for MATH 5651 004 Prob-Stat Theory (Wenqing Hu) - Fall 2014

### Student Rating of Teaching - FA 2014

Project Audience 32

Responses Received 22

Response Ratio 68.75%

#### Report Comments

Office of Measurement Services

Phone: 612.626.0006

Fax: 612.624.1336

879 29th Ave. S.E. Room 103

Minneapolis, MN 55414

<http://oms.umn.edu>

[eval@umn.edu](mailto:eval@umn.edu)

©2014 Regents of the University of Minnesota. All rights reserved.

The University of Minnesota is an equal opportunity educator and employer.

**Creation Date** Fri, Feb 13, 2015

Technology powered by blue X

[Download PDF](#)

## SRT Individual Report for MATH 5651 004 Prob-Stat Theory (Wenqing Hu) - Fall 2014

**Letter from the Director**

In December of 2007 the Faculty Senate unanimously approved the updated Student Rating of Teaching (SRT) form. The SRT is expected to improve how teaching is assessed by students and help instructors better understand how they can improve their teaching. The SRT results are linked to the University's Student Learning Outcomes (<http://www.slo.umn.edu>).

Included in this report are summary statistics for the Faculty Senate approved six core items as well as demographic and Student Release items. Specific responses to the open-ended questions are provided with this summary report. Please note if your class had fewer than five students responding, no report will be generated.

Since the SRT has a set of student release (SR) items, all faculty members need to indicate whether or not they are willing to release the results of these items to ONESTOP for students to view. If you have not already done so, please go to <http://z.umn.edu/srtsrperm> to inform whether or not you wish to allow the release of these items to students.

For a fuller interpretation of the items and suggestions for improving instruction, please refer to the SRT User's Manual which may be found at: <http://oms.umn.edu/srt>. For an updated list of training resources, workshops and other sources for instructional support, you may also contact the Center for Teaching and Learning (CTL) (<http://www1.umn.edu/ohr/teachlearn>).

Thank you.



Thomas E. Dohm, Ph.D.

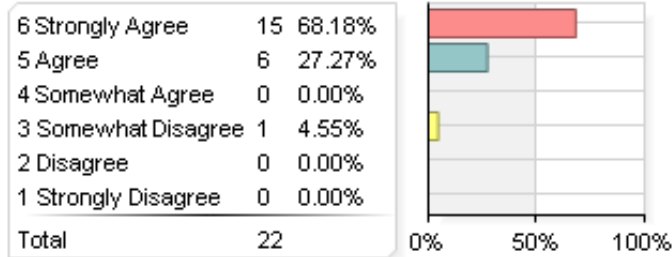
Director and Senior Psychologist  
Office of Measurement Services

Carefully read each statement and select a response: - Score

<b>Overall</b>	
1. The instructor was well prepared for class.	
2. The instructor presented the subject matter clearly.	
3. The instructor provided feedback intended to improve my course performance.	
4. The instructor treated me with respect.	
5. I have a deeper understanding of the subject matter as a result of this course.	
6. My interest in the subject matter was stimulated by this course.	

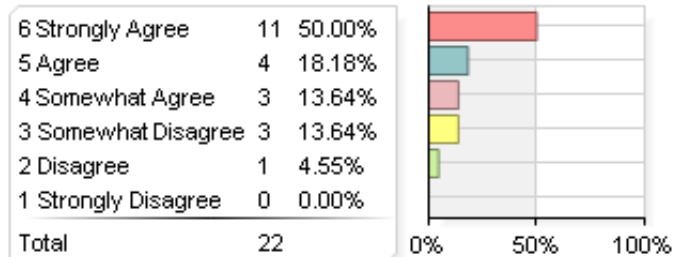
**Carefully read each statement and select a response: - Frequency**

1. The instructor was well prepared for class.



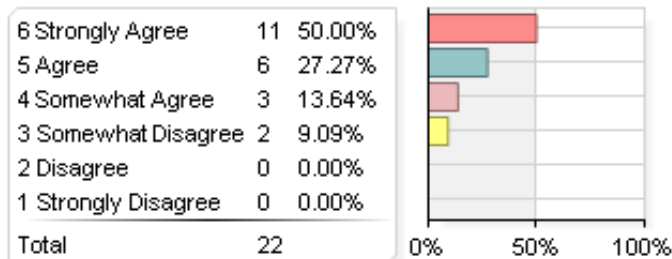
Statistics	Value
Mean	5.59
Median	6.00
Standard Deviation	+/-0.73

2. The instructor presented the subject matter clearly.



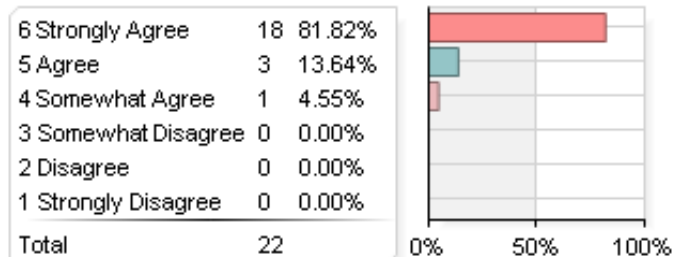
Statistics	Value
Mean	4.95
Median	5.50
Standard Deviation	+/-1.29

3. The instructor provided feedback intended to improve my course performance.



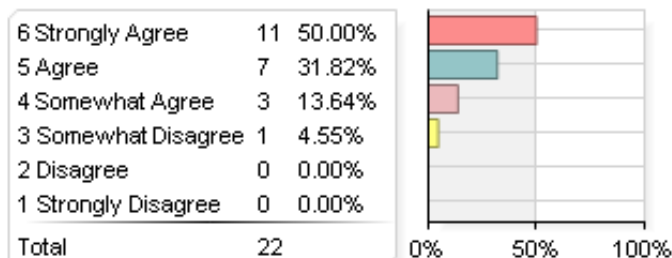
Statistics	Value
Mean	5.18
Median	5.50
Standard Deviation	+/-1.01

4. The instructor treated me with respect.



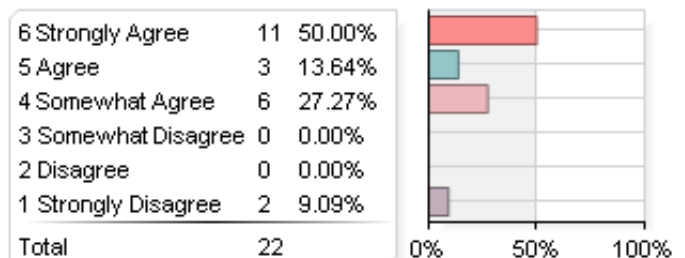
Statistics	Value
Mean	5.77
Median	6.00
Standard Deviation	+/-0.53

5. I have a deeper understanding of the subject matter as a result of this course.



Statistics	Value
Mean	5.27
Median	5.50
Standard Deviation	+/-0.88

6. My interest in the subject matter was stimulated by this course.

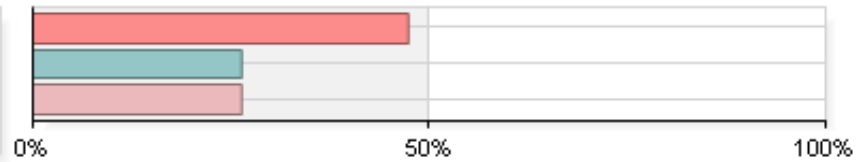


Statistics	Value
Mean	4.86
Median	5.50
Standard Deviation	+/-1.52

SRT Individual Report for MATH 5651 004 Prob-Stat Theory (Wenqing Hu) - Fall 2014

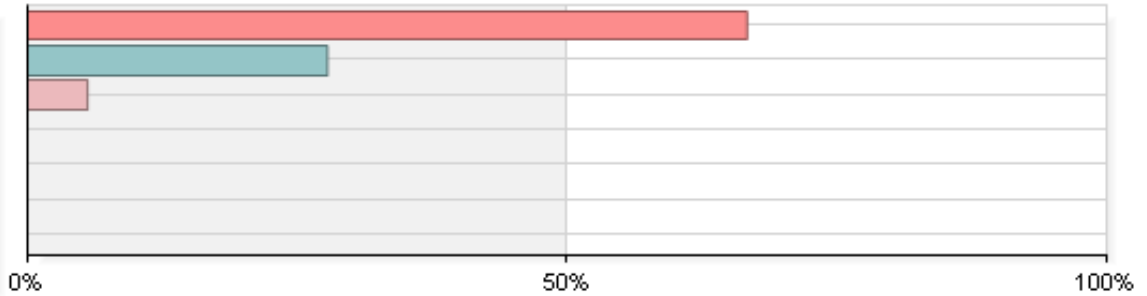
**Did you take this course because it was required or was it an elective?**

Required	9	47.37%
Required, but one of several choices	5	26.32%
Elective	5	26.32%
<b>Total</b>	<b>19</b>	



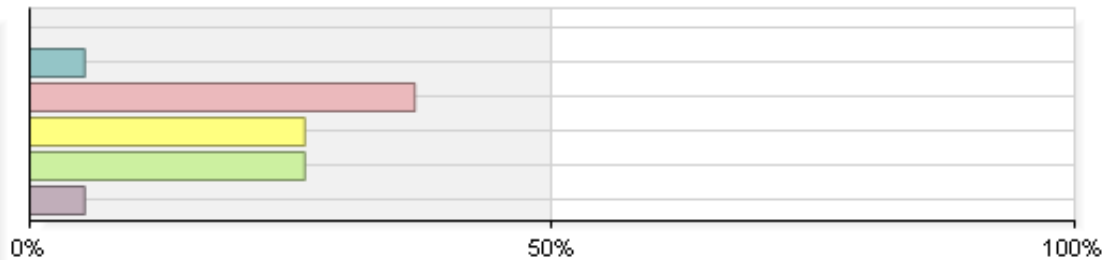
**Cumulative grade point average (through last term):**

3.51-4.0	12	66.67%
3.01-3.5	5	27.78%
2.51-3.0	1	5.56%
2.01-2.5	0	0.00%
1.01-2.0	0	0.00%
0.00-1.0	0	0.00%
N/A	0	0.00%
<b>Total</b>	<b>18</b>	



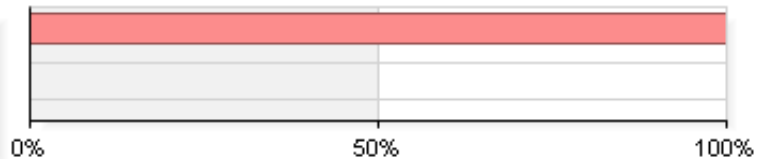
**Year in school:**

Freshman	0	0.00%
Sophomore	1	5.26%
Junior	7	36.84%
Senior	5	26.32%
Grad / Prof	5	26.32%
Other	1	5.26%
<b>Total</b>	<b>19</b>	



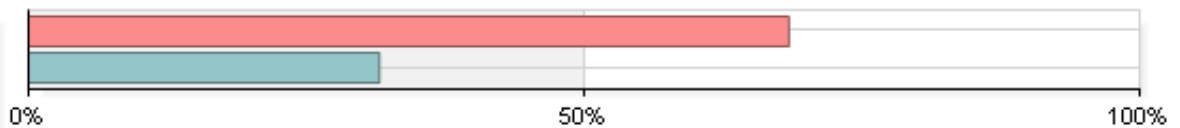
**Primary way in which the course was delivered:**

Classroom	19	100.00%
Distance (Web-based, correspondence, etc.)	0	0.00%
Combination	0	0.00%
<b>Total</b>	<b>19</b>	



**Is this course in your major?**

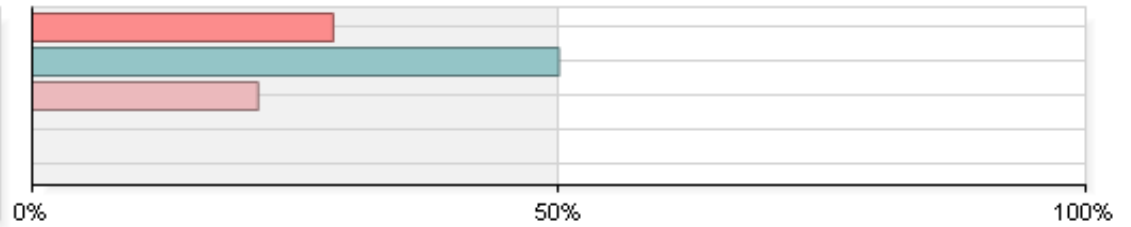
Yes	13	68.42%
No	6	31.58%
<b>Total</b>	<b>19</b>	



SRT Individual Report for MATH 5651 004 Prob-Stat Theory (Wenqing Hu) - Fall 2014

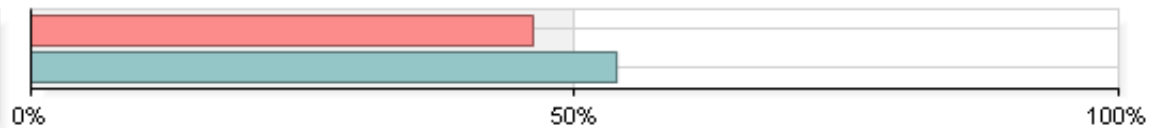
**Age:**

20 or less	4	28.57%
21-25	7	50.00%
26-30	3	21.43%
31-40	0	0.00%
41 or older	0	0.00%
<b>Total</b>	<b>14</b>	



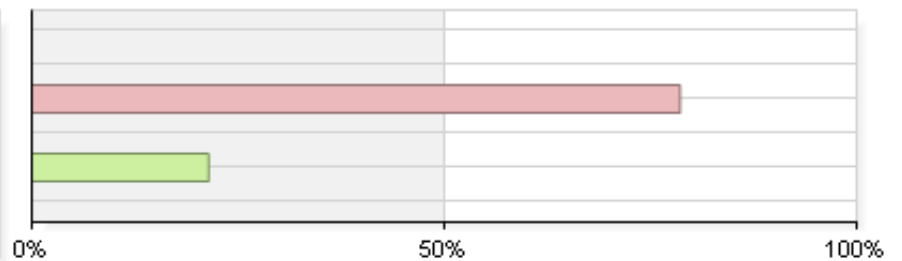
**Gender:**

Female	6	46.15%
Male	7	53.85%
<b>Total</b>	<b>13</b>	



**Ethnic background:**

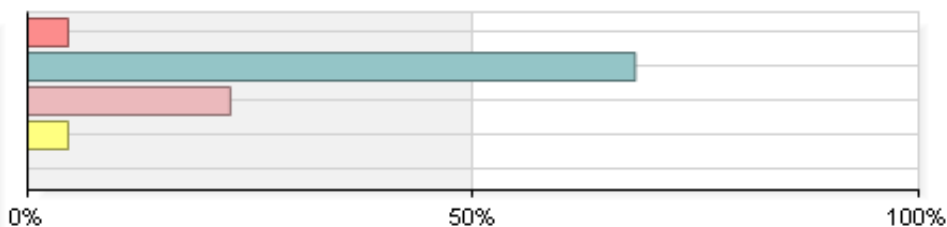
African-American	0	0.00%
American Indian or Alaska Native	0	0.00%
Asian or Pacific Islander	11	78.57%
Chicano/Latino/Hispanic	0	0.00%
Caucasian	3	21.43%
Other	0	0.00%
<b>Total</b>	<b>14</b>	



SRT Individual Report for MATH 5651 004 Prob-Stat Theory (Wenqing Hu) - Fall 2014

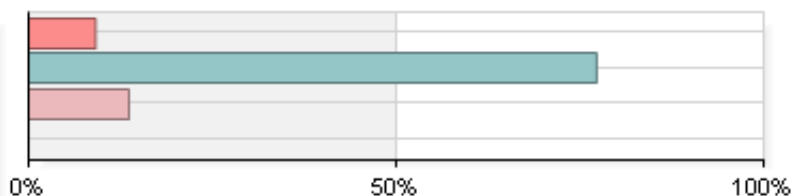
**Approximately how many hours per week do you spend working on homework, reading, and projects for this course?**

0-2 hours per week	1	4.55%
3-5 hours per week	15	68.18%
6-9 hours per week	5	22.73%
10-14 hours per week	1	4.55%
15 hours per week or more	0	0.00%
<b>Total</b>	<b>22</b>	



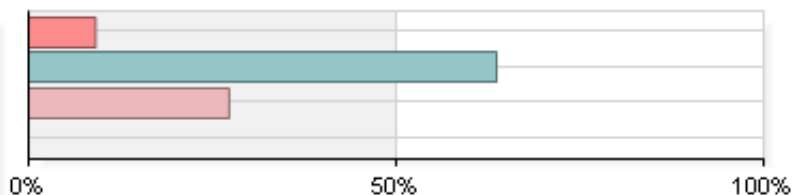
**Compared to other courses at this level, the amount I have learned in this course is:**

Less	2	9.09%
About the same	17	77.27%
More	3	13.64%
I have not taken other courses at this level	0	0.00%
<b>Total</b>	<b>22</b>	



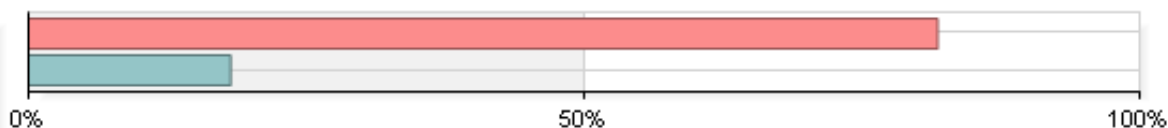
**Compared to other courses at this level, the difficulty of this course is:**

Less	2	9.09%
About the same	14	63.64%
More	6	27.27%
I have not taken other courses at this level	0	0.00%
<b>Total</b>	<b>22</b>	



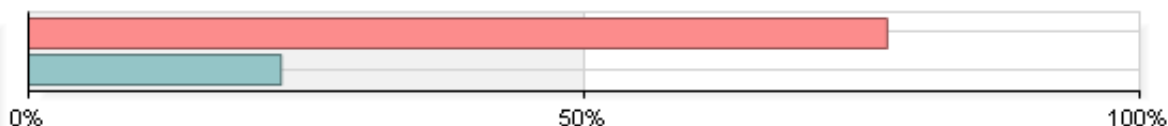
**I would recommend this course to other students.**

Yes	18	81.82%
No	4	18.18%
<b>Total</b>	<b>22</b>	



**I would recommend this instructor to other students.**

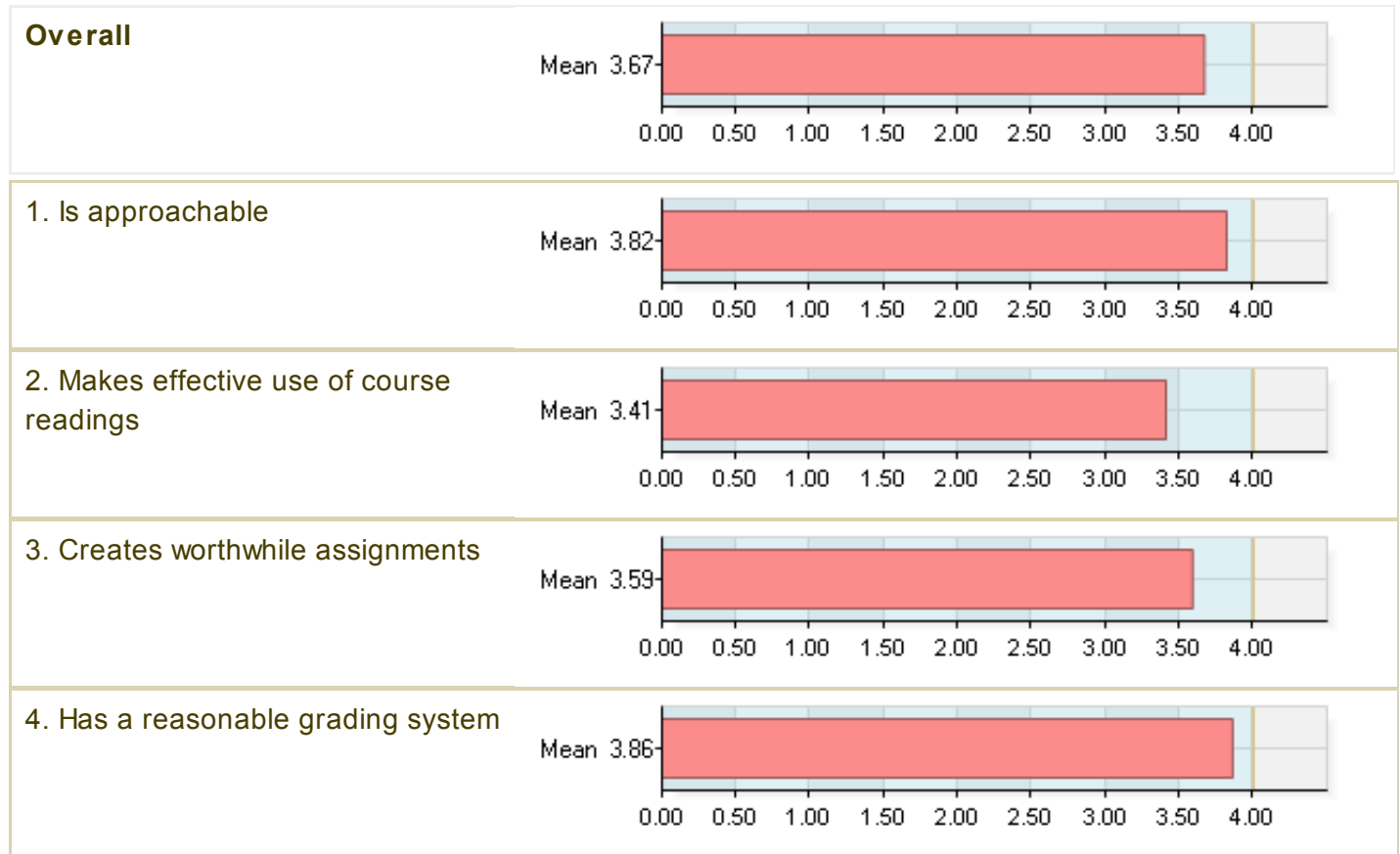
Yes	17	77.27%
No	5	22.73%
<b>Total</b>	<b>22</b>	





SRT Individual Report for MATH 5651 004 Prob-Stat Theory (Wenqing Hu) - Fall 2014

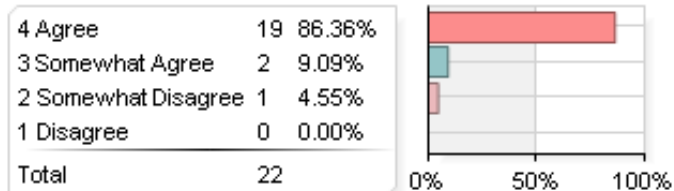
Rate your instructor in terms of the following characteristics: - Score



SRT Individual Report for MATH 5651 004 Prob-Stat Theory (Wenqing Hu) - Fall 2014

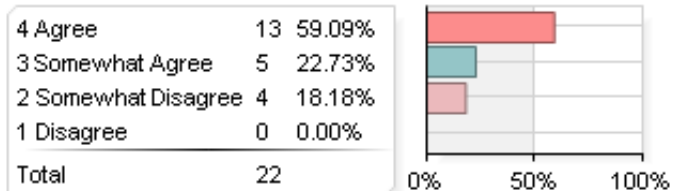
**Rate your instructor in terms of the following characteristics: - Frequency**

1. Is approachable



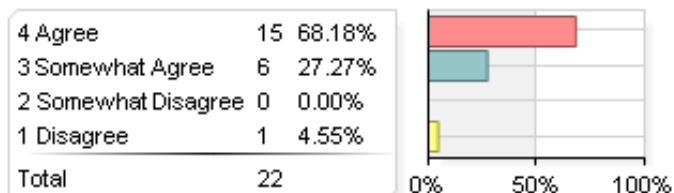
Statistics	Value
Mean	3.82
Median	4.00
Standard Deviation	+/-0.50

2. Makes effective use of course readings



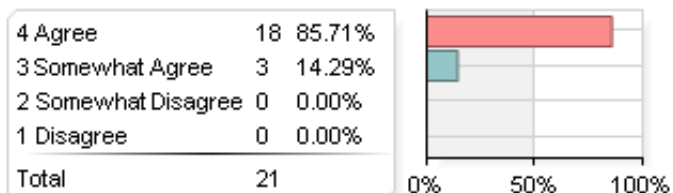
Statistics	Value
Mean	3.41
Median	4.00
Standard Deviation	+/-0.80

3. Creates worthwhile assignments



Statistics	Value
Mean	3.59
Median	4.00
Standard Deviation	+/-0.73

4. Has a reasonable grading system



Statistics	Value
Mean	3.86
Median	4.00
Standard Deviation	+/-0.36

SRT Individual Report for MATH 5651 004 Prob-Stat Theory (Wenqing Hu) - Fall 2014

**How would you rate the physical environment in which you take this class, especially the classroom facilities, including your ability to see, hear, concentrate and participate?**

