



## SRT Individual Report for MATH 4242 002 Applied Lin Alg (Wenqing Hu) - Spring 2016

### Student Rating of Teaching - Spring 2016

Project Audience 38  
Responses Received 33  
Response Ratio 86.84%

#### Report Comments

Office of Measurement Services  
Phone: 612.626.0006  
Fax: 612.624.1336  
879 29th Ave. S.E. Room 103  
Minneapolis, MN 55414  
<http://oms.umn.edu>  
[eval@umn.edu](mailto:eval@umn.edu)

©2015 Regents of the University of Minnesota. All rights reserved.  
The University of Minnesota is an equal opportunity educator and employer.

**Creation Date** Wed, Sep 28, 2016



[Download PDF](#)

-7-

SRT Individual Report for MATH 4242 002 Applied Lin Alg (Wenqing Hu) - Spring 2016

### Letter from the Director

In April 2014, the University Senate approved the updated Student Rating of Teaching (SRT) form. The SRT is expected to improve how teaching is assessed by students and help instructors better understand how they can improve their teaching. The SRT results are linked to the University's Student Learning Outcomes (<http://www.slo.umn.edu>).

The updated Student Rating of Teaching is divided into two major sections and two supplemental questions:

- Section 1: Instructor Ratings - This section contains five questions for students to rate their instructor and an open-ended question: "What did the instructor do that most helped your learning?"
- Section 2: Course Ratings - This section contains six questions for students to rate their course and an open-ended question: "What suggestions do you have for improving this course?"
- Supplemental Questions
  - Did you take this course because it was required or was an elective?
  - How would you rate the physical environment in which you take this class, especially the classroom facilities, including your ability to see, hear, concentrate and participate?

Included in this report are summary statistics for the five Instructor items, the six Course items and the two Supplemental items. If students were administered the online version of the SRT, their specific responses to the open-ended questions are also provided with this summary report.

Beginning Spring Semester 2015, SRT reports will be generated regardless of class size and provided to instructors and Department Chairs/Heads. Please be aware that reports based on small sample sizes need to be interpreted with caution.

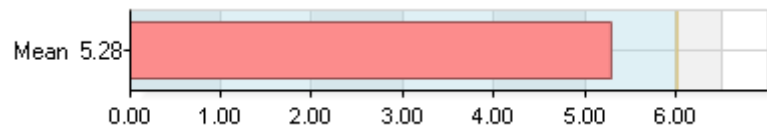
For a fuller interpretation of the items and suggestions for improving instruction, please refer to the SRT User's Manual. This Manual, as well as other very useful SRT information, may be found at the SRT website: <http://oms.umn.edu/srt>. For an updated list of training resources, workshops and other sources for instructional support, you may also contact the Center for Teaching and Learning (CTL) (<http://www1.umn.edu/ohr/teachlearn>).

Thank you.

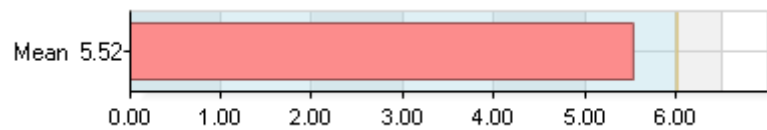


Thomas E. Dohm, Ph.D.

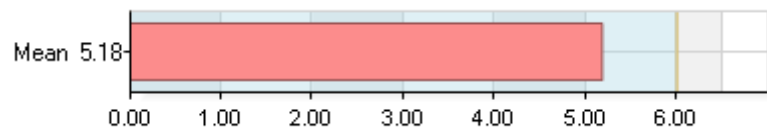
## SRT Individual Report for MATH 4242 002 Applied Lin Alg (Wenqing Hu) - Spring 2016

**Instructor Items****Carefully read each statement and select a response: - Score****Overall**

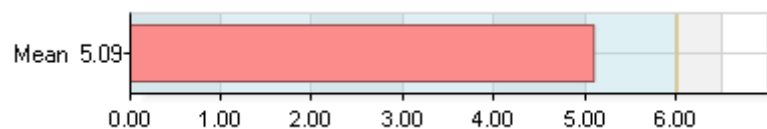
1. The instructor was well prepared for class.



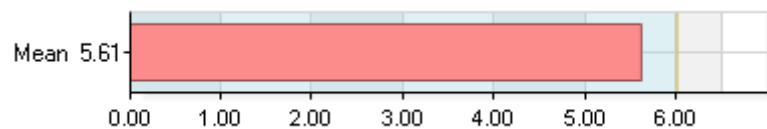
2. The instructor presented the subject matter clearly.



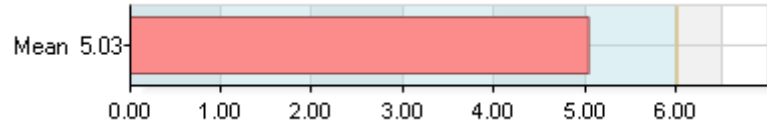
3. The instructor provided feedback intended to improve my course performance.



4. The instructor treated me with respect.



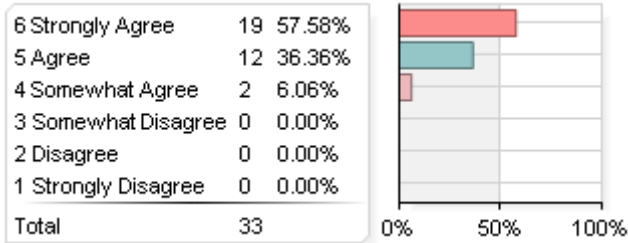
5. I would recommend this instructor to other students.



**Instructor Items**

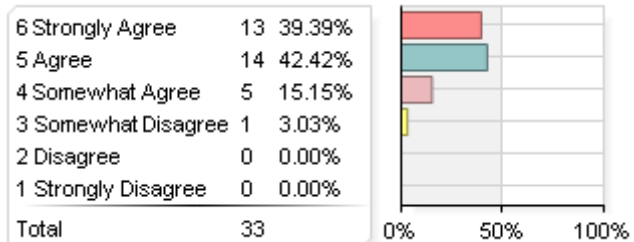
**Carefully read each statement and select a response: - Frequency**

1. The instructor was well prepared for class.



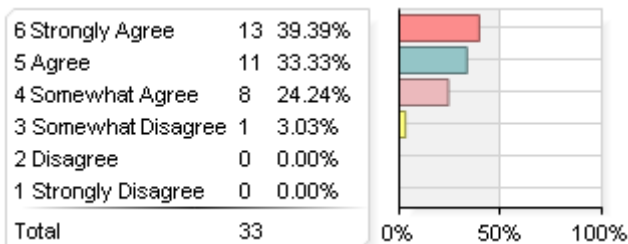
Statistics	Value
Mean	5.52
Median	6.00
Standard Deviation	+/-0.62

2. The instructor presented the subject matter clearly.



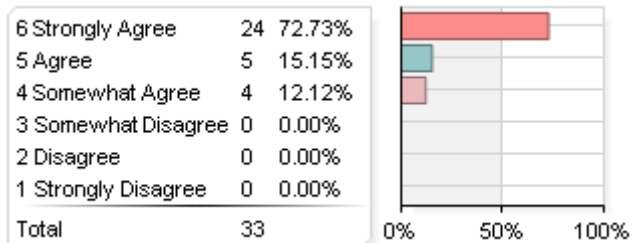
Statistics	Value
Mean	5.18
Median	5.00
Standard Deviation	+/-0.81

3. The instructor provided feedback intended to improve my course performance.



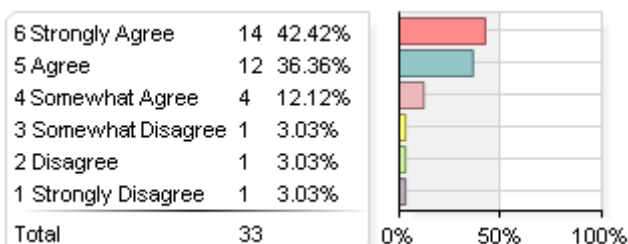
Statistics	Value
Mean	5.09
Median	5.00
Standard Deviation	+/-0.88

4. The instructor treated me with respect.



Statistics	Value
Mean	5.61
Median	6.00
Standard Deviation	+/-0.70

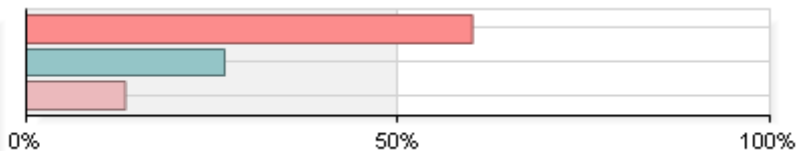
5. I would recommend this instructor to other students.



Statistics	Value
Mean	5.03
Median	5.00
Standard Deviation	+/-1.21

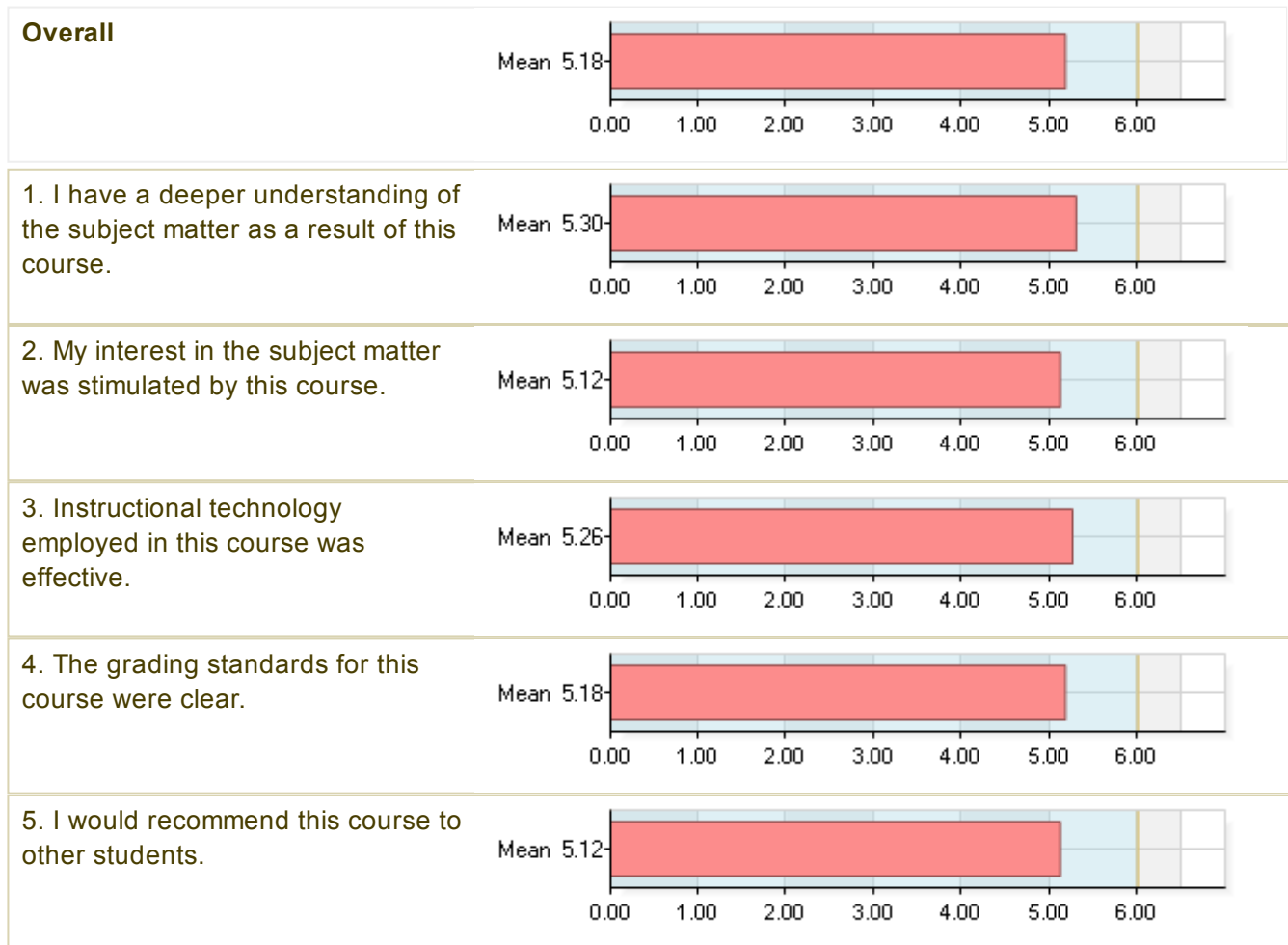
### Did you take this course because it was required or was it an elective?

Required	18	60.00%
Required, but one of several choices	8	26.67%
Elective	4	13.33%
Total	30	



### Course Items

Carefully read each statement and select a response: - Score



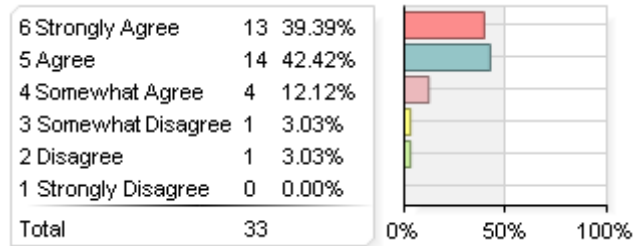
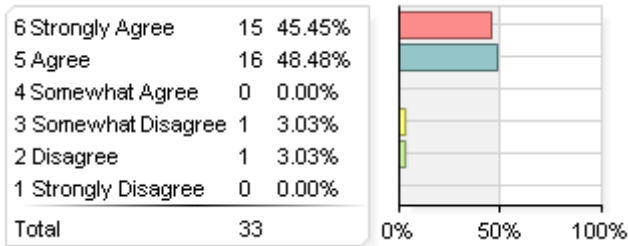
SRT Individual Report for MATH 4242 002 Applied Lin Alg (Wenqing Hu) - Spring 2016

**Course Items**

**Carefully read each statement and select a response: - Frequency**

1. I have a deeper understanding of the subject matter as a result of this course.

2. My interest in the subject matter was stimulated by this course.

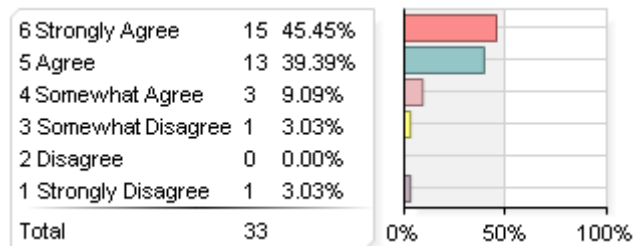
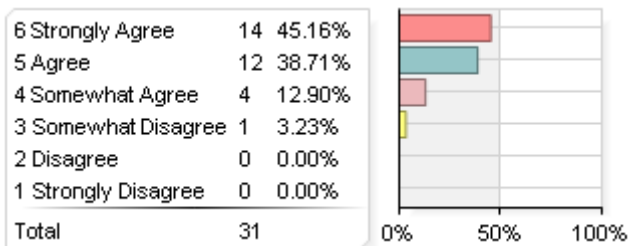


Statistics	Value
Mean	5.30
Median	5.00
Standard Deviation	+/-0.88

Statistics	Value
Mean	5.12
Median	5.00
Standard Deviation	+/-0.96

3. Instructional technology employed in this course was effective.

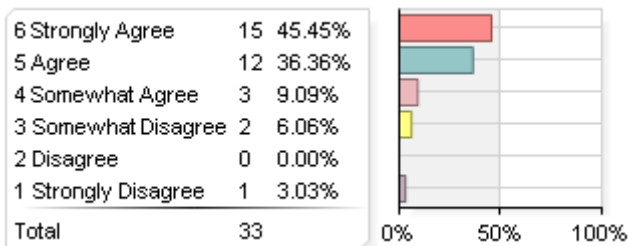
4. The grading standards for this course were clear.



Statistics	Value
Mean	5.26
Median	5.00
Standard Deviation	+/-0.82

Statistics	Value
Mean	5.18
Median	5.00
Standard Deviation	+/-1.07

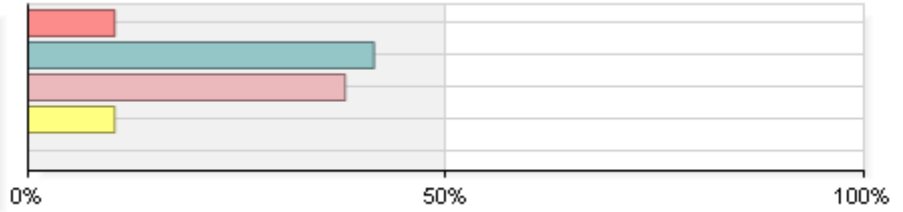
5. I would recommend this course to other students.



Statistics	Value
Mean	5.12
Median	5.00
Standard Deviation	+/-1.14

**Approximately how many hours per week do you spend working on homework, reading, and projects for this course?**

0-2 hours per week	3	10.34%
3-5 hours per week	12	41.38%
6-9 hours per week	11	37.93%
10-14 hours per week	3	10.34%
15 hours per week or more	0	0.00%
Total	29	





SRT Individual Report for MATH 4242 002 Applied Lin Alg (Wenqing Hu) - Spring 2016

**How would you rate the physical environment in which you take this class, especially the classroom facilities, including your ability to see, hear, concentrate and participate?**

Exceptional	7	11	40.74%
6	8	29.63%	
5	3	11.11%	
Satisfactory	4	4	14.81%
3	1	3.70%	
2	0	0.00%	
Very poor	1	0	0.00%
<b>Total</b>	<b>27</b>		

